

the TIGER TIMES



Co-Advisors: Mrs. Sharp and Mrs. Plescia
Co-Editors: Elizabeth Mao, Grade 7 and Jaclyn Pedoty, Grade 7

[Click here to view newspaper online](#)

PVMS School Government



By Spencer Smith, Grade 5 and
Frank Lopez, Grade 6

The PVMS School Government is run by Mrs. VanDevelde (a math teacher) and Mrs. Dreessen (a fifth grade teacher). The fifth and sixth graders were able to run for congressmen/women. Seventh graders were able to run for senators and eighth graders were able to run for co-presidents. The speeches from the candidates were given on October 17th during their lunch periods. The votes were held on October 18th through *StudyWiz*, *My Big Campus*, and *Survey Monkey*. Candidates were able to make posters and post them on the walls all around the Middle School. Here are the final results:

8th grade Co-Presidents: Jennifer Hurtz, Gillian Hanson and Erin Pederson.

7th grade Senators: Ratu Bolenaivalu and Michael Lopez.

6th grade Congressman/woman: Adam Andreani and Sydney Goldberg

5th grade Congressman/woman: Vasilisa Ioukhnovets and Sam Kahn

Congratulations to all!

Red Ribbon Week

By Frank Lopez, Grade 6



Every year our school celebrates "Red Ribbon Week". Red Ribbon Week is important because it sends a message that tells us not to do drugs and to make smart choices. Another strong message that we focused around was,

"Disrespect-It's NOT OK!" Red Ribbon Week was held Oct 22 and Oct 26 this year. Here are the events that took place:

Monday- "Be All You Can Be..." wear red to support Red Ribbon Week. The halls looked like a flow of red lava with all the staff and students wearing red.

Tuesday- "Put a Lid on Drugs" and wear a hat. From animal hats to baseball hats were seen throughout the school.

Wednesday- "Drugs and I Don't Mix". Mismatch your clothes. It looked like people got dressed in the dark.

Thursday- "Say No With Flair, Wear Crazy Hair". Wear your hair in a crazy "do". Those people should've visited a beauty parlor!

Friday- "Be Your Own Hero-Brave and Strong Every Day". Dress up as your favorite superhero. There were mighty people all over the school from Spiderman to Superman!!!

It's not okay.

I speak out and stand up for any person or group that is bullied, harassed or discriminated against.



Welcome New Teachers!

By Elizabeth Mao, Grade 7

A huge welcome to some new teachers at the Middle School; Ms. Kesten and Ms. Kruse! Ms. Kesten teaches 7th Grade General Music and 8th Grade Chorus in the Middle School. In the High School, she teaches Concert Chorus, Guitar Workshop, Acting Fundamentals for Theatre, and Mixed Choir. This is her first year teaching and she is here for Mr. Micera who is on leave. Ms. Kruse is a Special Education teacher and teaches 8th grade collaborative Social Studies, Science and English. She also teaches 7th and 8th grade collaborative Math. A big thank you for helping the students this year and we look forward to meeting and getting to know you even better!



5th and 6th Grade Chorus Concert

By Frank Lopez, Grade 6

The 5th and 6th grade Chorus, along with Mrs. Craane, our teacher, are putting on a concert on December 19th. The songs that we will be performing are: *"For Good"*, *"Nun Gimel Hei Shin"*, *"Parade of the Wooden Soldiers"*, *"It's Beginning to Look Like Christmas"*, and *"Hot Chocolate"*. The Chorus has been rehearsing these songs since September. It should be a great concert! I can't wait! Hope to see you there!



Phillipsburg Manor Field Trip

By Ratu Bolenaivalu, Grade 7

On November 27th 2013, the 7th Grade classes took a field trip to Philipsburg Manor, an historical English Manor built in the 1600's. On this field trip, students explored many stations such as the Old Dutch Church, the barnyard, an activity center, and much more. There were people who took the kids on a journey about what life was like in Colonial Times. They were all dressed in the clothes that were worn from that time period. It was very interesting and educational for the students. This trip showed real-life experiences to help better understand the colonial times unit studied in Social Studies.



Art Class *with* Mrs. Racanelli

By Mia Leone and Vasilisa Ioukhnovets, Grade 5



In the 5th grade art class Mrs. Racanelli taught us about the technique of **pointillism**. We used a Q-tip to make dots on the paper to form a picture. We also worked on a fantasy creature project where we studied **line** and **shading** techniques. Then we moved on to learn about **one-point perspective** that creates the effect of looking down a road. We were taught to make a dot in the

middle of the paper, called a vanishing point, and then draw a shape and connect the sides of the shape to the dot with lines.

Here are some examples of some 5th graders' work:



Wacky Wednesday

By Ratu Bolenaivalu, Grade 7

PVMS is full of fun adventures, contests, and events. One event that has been very popular is "Wacky Wednesday". Wacky Wednesday is a weekly event where students and teachers at PVMS participate in a "wacky" trend on Wednesday. On November 6th, we wore pajama pants to school and on November 20th, we wore our favorite work-out clothes. Then on November 27th, we wore our favorite shirt and tie to school. These trends contribute to a better experience here at PVMS. Many students and teachers participate in this event and it is quite a funny experience. These "wacky" events can provide fun experiences and fun school days. So if you are one who loves to dress funny and participate in wacky trends, Wacky Wednesday is certainly a day for you.

WELCOME, NEW MEMBERS OF THE NEWSPAPER CLUB

By Spencer Smith, Grade 5

This year we have a lot of people in the Newspaper Club. Some are new and others are returning members. Here are the names of our staff:


Spencer Smith	*Jaclyn Pedoty
Vasilisa Ioukhnovets	Angela Meister
Abby Lowder	Mia Leone
Frank Lopez	Anthony DeRuggiero
*Ratu Bolenaivalu	Kathleen Gallelo
Diego Vasquez	Julia Curry
Evan Gutierrez	Catarina Duraes
Lauren Curry	
Kayla Brundage	*Mrs. Sharp
*Ryan Hollis	Mrs. Plescia
*Elizabeth Mao	
*Paul Keesler	*Returning staff

Learning Knots, Sailor Style

A Coast Guard Visit

By Jaclyn Pedoty, Grade 7

Knots, knots and more knots! This is what was going on in one of the 7th grade classrooms one Friday. Mrs. Sharp's (a teacher aide at PVMS) son, Lt. Steven Sharp, came to show Mrs. Cestaro's (a 7th grade teacher at PVMS) class all about knot tying and how they related to sailors and the people during the colonial times. This relates to our unit about Colonial Times in both ELA and in Social Studies. Steven is a Lieutenant in the U.S. Coast Guard and he uses many knots every day to help him in his various jobs. He started off telling the class a little bit why sailors use knots. I particularly remember him telling the class that they used one kind of knot to tie up their belongings that only sailors knew. So, if a person got into their items and/or stole something the person knew that only a sailor could have stolen it. Also, many knots can be used to transport and lift very heavy objects. Then, Steven taught us some types of knots like the *Bowline knot*. It was pretty tricky to do some of the knots, but he helped all of us out and eventually we all figured out how to do the various knots. Even the teachers were joining in the activities. I even learned how to do some knots myself and it was pretty fun. So, the next time you want to have a new hobby or need something tied, try learning some knots!



Photographs by Jaclyn Pedoty

ARE YOU A PROBLEM SOLVER?

Have you noticed the puzzles posted outside of room 208? Mrs. VanDevelde created a wall with interactive Sudoku puzzles and a logic puzzle. The students love to work together to solve these puzzles. No one has been able to solve the Sudokus yet! Have you tried your hand at the puzzle wall?



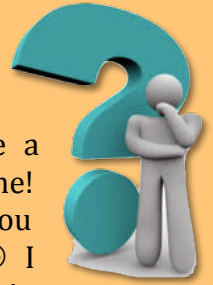
The Wellness Fair

By Jaclyn Pedoty, Grade 7

What is the Wellness Fair? Many children come into the school not knowing what it is. Well, the Wellness Fair is a fair put on at the Middle School and organized by Mrs. Parchen (our physical education teacher) every year that encourages kids to get active and stay safe. This year it was held on Thursday, November 21st . Over the years, a sheriff has come in to talk about bike and helmet safety, a Zumba instructor demonstrates some moves, a Karate Dojo with demonstrations, and Green Chimneys, and many other attractions. They all have their own booth that kids can participate and learn while having fun with their friends who come. They each teach something different and everyone always has fun. But that is not the only thing that goes on. After you finish at each booth or station you get a ticket. Outside the gym, there are folders that have different prizes ranging from gift cards to bikes and even a live fish in a bowl! You can put your tickets in any one of the folders and at the end of the night they have a raffle. If they pick your name, you can win a prize that you put a ticket into. Also, along with the Wellness Fair there is a blood drive that goes on at the same time. If your parents donate some blood they can get 10 tickets that you can also use towards the raffle! So, if you want to learn *and* have fun, go to the Wellness Fair!

MKIA

Hi, my name is *Miss Know-It-All*. If you need advice about anything, such as how to solve a problem with a friend, come to me! If you're having a bad day or you are confused, then lets talk! ☺ I help with anything. My slogan is, "having a bad day? Well I have something to say"! Listen, between you and me, I think we can become good friends. I promise that I will try my best to answer your questions. But, please keep this anonymous. I do not need to know who you are. My box for your questions will be in front of Mrs. Scolpini's desk (by the main entrance). I will publish some of your problems in the next publication and give you my advice. Please keep your problems appropriate and anonymous. Hope to hear from you soon.




Yours truly,
Miss Know-It-All



The Reptile Assembly

By Abby Lowder, Grade 5

This year Bruce Lowder held an animal education program for the fifth grade. Mr. Lowder runs the "Animal Encounters" business from his home in Putnam Valley. Animal Encounters is an animal education program that brings exotic animals to schools, birthday parties and other social gathering. Bruce has exotic animals that he uses to teach kids. He has many, many reptiles and other animals at home that include a chinchilla, a corn snake, and a bearded dragon to name a few. He specializes in reptiles and he even has a python!!!! He has been teaching animal programs for 20 years!!!! Mr. Lowder also runs the Reptile Expo at the Westchester County Center. The fifth grade attended an assembly at the PAC this November. It was awesome and the kids loved it! ... By the way he's my dad!!!



Photographs by Abby Lowder

The Pirates of Penzance

By Jaclyn Pedoty, Grade 7

The Pirates of Penzance. What is it? Of course it is a play, but what is it? Most of us have never even heard of it before. The play was actually made by W.S. Gilbert who wrote the opera and the composer is Sir Arthur Sullivan. The play is about a 21 year old man named Fredric who wants to leave a pirate gang due to the fact that he has now passed the age limit for which he was obliged to serve. When he leaves, he says he will destroy them because of what they do for a living. But as the story goes on, with many adventures, the pirates come back to tell Frederic that since he was born on February 29th on a leap year, theoretically he was only a pirate for five years, not his required 21 years so he had to come back to the pirate gang. The pirates by this time, are found by

the police and about to get arrested. But Frederic's nanny from his childhood, Ruth, sticks up for the pirates and says all of the pirates are actually noblemen. The pirates then take the police prisoners and they are forgiven. Frederic gets Mabel, his true love, and everyone ends the story happily.

This play is going to be put on at our Middle School this year with the leading roles given to the Seventh graders; Lea Frenkel as Ruth and Casey Dath as Frederic. The play is going to be performed on March 28th and 29th. Telling from the drama teachers and the cast, this is going to be a great play. So, go catch it!



Frankenstein Cake

By Kayla Brundage, Grade 5

Ingredients:

- 3 dragon toenails
- 2 ¼ cups lizard eyeballs
- 4 ¾ ounce unicorn blood
- 5 unicorn hairs
- 7 ¼ drops candle wax
- 8 ¾ drops Goblin Earwax
- 19 ¾ cups ectoplasm
- 7 phoenix feathers

Directions:

1. Take the unicorn blood and mix it with the lizard eyeballs (make sure you can't see the eyeballs after mixing, or they can't see you!)
2. Take the unicorn hair and mix along with the candle wax
3. Next, mix in the ectoplasm (preferably from a ghost) and add every last bit of it!
4. Add the dragon toenails to the mix
5. Then, cook the phoenix feathers until they turn neon orange and take them out and add to the mix (make sure they sizzle)
6. Mix well
7. Pour batter into a Jolly Rancher mold and cook in a frying pan at 200 degrees for 3 hours.
8. Cut into the shape of Frankenstein heads.
9. Decorate with frosting.

Enjoy for HALLOWEEN!!!

The Legend of Sleepy Hollow

By Kayla Brundage, Grade 5

In honor of Halloween, all of the fifth graders went to the PAC for an assembly on the Legend of Sleepy Hollow on October 29th. When we came in the PAC of the High School, a man was playing some really creepy music, then a local storyteller, Jonathan Kruk, came on stage and told us his version of The legend of Sleepy Hollow. He was dressed similar to the clothes of the colonial times (in my opinion, he looked like George Washington). He said, "This is my version of the Legend of Sleepy Hollow"! He started telling the story of this legend and how the Headless Horseman chased Ichabod Crane, a local school teacher. At the end of the assembly, there were kids that were picked to dress up in clothes similar to styles of the time of the legend and do a different version of the ending. The musician in the performance played the organ and that was the key to making the whole story really creepy. One part of the story that was really, really creepy was when Ichabod Crane supposedly lost his head! The fifth grade really enjoyed Jonathan Kruk's version of the "Legend of Sleepy Hollow". Hopefully, he will come back to us again for maybe another story!



Breast Cancer Awareness Month

By Paul Keesler and Anthony DeRuggiero, Grade 6



Breast Cancer Awareness is a very special cause that we supported during one Wacky Wednesday here at PVMS. The goal of Breast Cancer Awareness is to make the public aware of this unfortunate disease, and how to help raise money for research on finding a cure. Students and teachers were asked to wear pink to show support for this cause.

"Breast Cancer Awareness Month" was created in 1985 by Evelyn Lauder. If you watch NFL football you will see that the players have pink towels, pink gloves, pink shoes, and pink socks. Another way to support Breast Cancer Awareness is by doing the Breast Cancer Awareness walk in White Plains, New York. I participate in it every year! It is a 5 mile walk and there are little snack stands on the route that give you free water and Nature Valley Bars. You can also help support Breast Cancer Awareness by donating money to the Breast Cancer Awareness Foundation. My Mom and I help by getting donations from other people. We then take all the money and give it to the foundation. This year we raised over \$1,200. This year my mom was nominated for the Humanitarian Award. All in all, Breast Cancer Awareness is a very important cause.

PROBLEM SOLVING

By Diego Vasquez, Grade 5

Seeking a new adventure? Well, Problem Solving is the place for you! This is an Encore class offered to the students of PVMS. The teacher, Mrs. Rose, gives challenges that the students have to figure out how to solve. We start out with a tangle, a problem, or a day-long challenge. For example; we had to build a paper table, completely made out of paper. It had to be strong enough to hold one dictionary. It sounded impossible, but most teams were able to complete this challenge. Our team's paper table held up 6 dictionaries!!! The activities are very creative and fun!



The Technology Room

By Kathleen Gallelo, Grade 5

The new technology room was in the library, but now it is back where it belongs!

The original technology room was on the main floor, but it flooded out because of all the rain and storms! Mrs. Trchala the Technology teacher, had to move her desk and all of the stuff she needed for technology class to the library. That is where she had to have classes until the Tech room was fixed. Students were not able to use the library because there were always Technology classes going on ☹️. Also, you couldn't get books from there either. But as of the beginning of November, the original technology room was fixed and is back on the main floor again. We are all so happy to have it back....I'm sure Mrs. Trchala is happy too!



The Release of the iPhone 5s & 5c

By Evan Gutierrez, Grade 5

The iPhone 5s was supposed to come out in June but this handy phone came out in September along with iOS 7.0 and the iPhone 5c. The password is around with you at all times...your fingerprint! If you want to get the iPhone 5s, here is a tutorial of how to unlock your iPhone 5s. First push down the home button and it will open. Then, put your "authorized" finger on the home button. In the blink of an eye, your phone will unlock! FYI, it comes with iOS 7.0.2, touch sensor, improved 8 megapixel camera, Siri, and it also makes your phone home screen a masterpiece. It also has multi-colored finishes. There are a few colors to choose from.

Moving on to the iPhone 5c...The main and jaw-dropping feature of this phone is that it has a built-in plastic cover and it also comes with iOS 7.0.2 (like the iPhone 5s). Unlike the iPhone 5s, it does NOT have Touch ID sensor. In addition, the iPhone 5S has an improved 1.3 megapixel iSight camera. So, which one is the right iPhone for you?

Halloween BASH

By Ryan
Grade 6

Hollis,

On Friday, October 26th, the Putnam Valley Middle School held their annual Halloween Bash. If you were there, you were able to dance in the gym or go in the cafeteria and watch a movie on the TV. This year the movie was Paranorman. Cake, pretzels, and water were served and when you left you got a bag of candy! An awesome D.J. played great music in the gym with disco and strobe lights. There was also a costume contest. Here are the winners:

Grades 5 and 6:

Scariest costume: Christian Alvarez as a Skeleton

Most Original costume: Emily Mazzella as a Scarecrow

Most Creative costume: Eliana Dropkin as half devil, half angel

Grades 7 and 8:

Scariest costume: Josh Velasco as a zipper face

Most Original costume: Olivia Schmidt as a ghost in chains

Most Creative costume: Emily Casey as a Bubble Gum Machine





An Interview with Mrs. Dreessen

By Mia Leone and Vasilisa Ioukhnovets Grade 5

We had the pleasure of interviewing our fifth grade teacher, Mrs. Dreessen. We learned some interesting things about her and got to know her better.

Q: How long have you been teaching?

A: I have been teaching for 13 years.

Q: What's your favorite subject to teach?

A: I like to teach ELA.

Q: What is your favorite thing to do after school?

A: I love to work out at the gym.

Q: What made you want to teach Social Studies?

A: I like to learn about new places.

Q: What's your favorite sport to watch?

A: I love to watch football.

Q: Who's your favorite team?

A: My favorite team is the New York Giants.

Q: What are some of the happenings going on in your classes?

A: The students are working very hard on their presentations of countries in Latin America. We are also reading *Esperanza Rising*; a book by Pam Muñoz Ryan.

Thank you very much for your time, Mrs. Dreessen. We are very happy to have you as a teacher here at PVMS!

An Interview with Mr. Turner

By Frank Lopez, Grade 6 and
Elizabeth Mao, Grade 7

We met with Mr. Turner, a Health and Gym teacher here at PVMS, and asked some questions about his new health room. When Mr. Turner arranged his new Health room, he decided to purchase Fitness Balls for the students to sit on instead of the traditional chair. We asked him some questions why he made this choice.

Q: Why did you purchase Fitness Balls for your health room rather than regular chairs?

A: *When I was in college, I read about fitness balls being used for classrooms and I have always wanted them. I then asked Mr. Hallisey for them and he let me buy some.*

Q: What are the benefits of sitting on Fitness Balls in the classroom?

A: *There are actually a few different benefits of having the Fitness Balls in the classroom. First and foremost, the students enjoy having them. It gives them another reason to enjoy coming to Health class. Second, by sitting correctly on the fitness chair and allowing oneself to bounce a little bit, can improve core strength, focus, and attention while sitting in class.*

Q: Did the Fitness Balls come in other colors? If so, why green?

A: *Yes, but it came in different sizes in a variety pack and green was the only size that would be the right fit middle school students.*

Q: How are the Fitness Balls working out?

A: *I love them. I hope to continue using them in the future. As long as students continue to enjoy them, I see no reason not to keep them!*

Thank you very much for your time, Mr. Turner, and good luck with your new and improved classroom!



OUR GREENHOUSE

By Diego Vasquez and Evan Gutierrez, Grade 5

If you haven't noticed yet, a greenhouse has been built and placed in the courtyard by the cafeteria. Mr. Carlin, a 5th grade teacher here at PVMS, and the Go Green Club got a grant from the Putnam Valley Education Foundation to purchase the greenhouse. We had some time to interview Mr. Carlin and ask about his greenhouse.

Us: What are you planning to grow in the greenhouse?

Mr. Carlin: Our class started our Plant Unit in the Fall. We planted grass seeds and now we are growing beans and peas that we had hoped to use the greenhouse this winter to house the plants.

Us: What is your goal with these plants?

Mr. Carlin: According to the Scientific Method, our problem is, "Will the bean plants survive in the greenhouse throughout the winter with only using solar heat and water?"

Us: Mr. Carlin, what is your hypothesis?

Mr. Carlin: I had thought that the greenhouse would be able to do this, but I am afraid that we will have to reject our hypothesis. The greenhouse does not produce enough heat to keep the plants alive during the cold season.

We are going to look into purchasing some type of solar panels that will provide a system to keep the greenhouse warm in the winter. We are in the beginning stages of researching now. If there is anyone reading this who has ideas on how we can do this we would love to hear from them.

We would like to thank Mr. Carlin for giving us time. We would also like to wish him luck on his Greenhouse Project.



Photographs by Elizabeth Mao

Winter Gymnastics Team

By Elizabeth Mao, Grade 7



Congratulations to Emily Casey, Theresa Pellegrino and Megan Borchick! They are now members of the Putnam Valley High School Winter Gymnastics Team! Emily and Theresa are in 8th grade and Megan is in 7th grade. We hope for a great season for all three of you and hope you will flip your way to high school!



Hmmm... Interesting!



Gingerbread

By Lauren Curry, Grade 5

Christmas is coming up, and traditionally, some of you might bake gingerbread with your family! But have you ever wondered how and when gingerbread was created? Now, sit down with some hot chocolate and gingerbread. It all started long ago...

In ancient times, an early form of gingerbread first made its appearance in Greece and Egypt. And guess what? The Greeks and Egyptians didn't actually eat the gingerbread! They used it for ceremonial purposes!

Gingerbread traveled over to Europe when 11th century crusaders brought the spice (ginger) back from the Middle East for the wealthy folks' cooks to experiment with.

At first, ginger was very rare and expensive. But then, as the spices became more affordable, gingerbread became more popular! An early European recipe consisted of ground almonds, stale breadcrumbs, rose water, sugar, and, of



course, ginger. Our recipes today usually contain ginger, sometimes cinnamon, cloves, nutmeg, and cardamom and anise. It's always sweetened with any combination of brown sugar, molasses, light or dark corn syrup, or honey!

The gingerbread batter used to be pressed into wooden molds- not cookie cutters! And these molds weren't just plain circles. They were wonderfully, carved works of art that served as a sort of storyboard that told the news of the day.

The finished cookie might be decorated with creamy white icing, and edible gold paint (For those who could afford it!) to bring out the details.

In the 16th century, the English changed their gingerbread recipe quite a bit (a lot like ours today!) They replaced the stale breadcrumbs with flour, and added eggs and sweeteners to the mix. At fairs, gingerbread tied with ribbon was popular - and when exchanged, became a token of love! On a more practical note, before refrigeration even existed, crumbled gingerbread was added to recipes to mask the stench of decaying meat.

<http://easteuropeanfood.about.com/od/crossculturaldesserts/a/gingerhistory.htm>

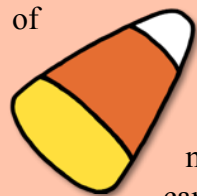
The History of Candy Corn

By Elizabeth Mao, Grade 7

Candy Corn is a popular Halloween candy with its remarkable white tip, orange center and yellow bottom. Candy corn is over 100 years old and was invented by George Renninger, an employee of the Wunderlee Candy Company in the 1880's.

The Wunderlee Candy Company was the first to produce Candy Corn and was later made by the Goelitz Candy Company in the 1900's, which is now the Jelly Belly Candy Company.

When Candy Corn appeared in America, people thought it was revolutionary to have a three-color design. America was full of farmers at the time and they probably found the candy corn charming or just that the people liked it. The lack of machinery meant that candy corn was made in August to the end of fall. Candy corn in the 1900's was just a mixture of



corn syrup, sugar and several other ingredients. Fondant and marshmallows were added to give a softer texture and bite to them. The mixture was then poured into kernel-indented cornstarch trays. Workers walked backward pouring different colored mixtures to give the tri color design. Once finished,

the sweets were delivered by wagon in tubs, cartons and wooden boxes. Today, the system is very similar but machines make it rather than people. Rather than pouring the colored mixtures, mellowcremes, partially set white candy. The orange and yellow mellowcremes are added later. Once cooled, the candy corn is covered in confectioners glaze to make them shiny and then packed and shipped. Even though candy corn is from the 1880's, it is delicious among people of all ages.

<http://www.candyusa.com/FunStuff/CandyType.cfm?ItemNumber=1582>



Hmmm....Interesting! (cont.)



Halloween History

By Abby Lowder, Grade 5

Halloween is short for "All Hallows Eve". Halloween is a Celtic festival that was known as Samhain (sah-win). During this festival people lit bonfires and wore costumes to ward off traveling ghosts and bad spirits. Later, Halloween evolved to a kid-friendly holiday with fun activities such as trick or treating and haunted houses. Ancient Gaels believed that on October 31, the boundaries between the worlds of the living and the dead overlapped. The dead would come back to life and cause problems such as sickness or damaged crops.

"Trick or Treat"

Kids go to get candy at different houses and they say "Trick or Treat" but they don't know what that really means. When a kid says "trick or treat", they are saying that they expect a treat and if no treat is given then they are threatening to "trick" the homeowner or the property. It is expected that if you live in a neighborhood with kids, you are expected to buy candy before Halloween in preparation.

Halloween grew in popularity all around the world; especially in the U.K. There even have been police warnings against the parents who let their kids go out during Halloween, because there have been multiple "Tricks" played on those who haven't given kids candy. **Trick-or-Treating** hasn't always been a part of Halloween festivities. In fact, Halloween has only been celebrated in the US for a relatively short time. Celebrating All Hallows Eve was a custom that came over to the U.S. with the first big group of immigrants who came from Ireland, England and Scotland. In some parts of these countries it wasn't uncommon for kids to go out "guising" on All Hallows Eve to beg for food, money or other things. People who refused to give anything to the children would sometimes find chalk drawings on their doors the next morning or find they were the victims of other pranks.



<http://www.history.com/topics/halloween>



The Rainbow Loom

By Julia Curry and Kayla Brundage, Grade 5

Did you ever wonder how "Rainbow Looms" got started?

The creator of this craft, Choon Ng, loved spending time with his daughters, making bracelets. But his fingers were too big to create difficult patterns that his daughters could create. So, he started with a wooden board, with pegs going straight down it. Still, he could only make simple bracelets. He kept trying, and added more pegs, to create more intricate designs. Finally, he impressed his daughters by using the wooden loom to make bracelets just as good, and even better than they could make. This plastic loom sells at craft and toy stores. It is a big hit at our school; even some of the teachers are wearing them!

<http://www.fastcompany.com/3016092/how-to-be-a-success-at-everything/how-a-diy-dad-took-the-toy-world-by-storm-with-rainbow-loom>

“Fit In The Middle” Health Club

By Julia and Lauren Curry, Grade 5

The “Fit in the Middle” health club is the Middle School health club; anyone can join. Mrs. Byrnes and Mrs. Cohen are the advisors of the club, and Mrs. Scolpini helps sometimes too! There are 42 students signed up, although the average attendance is 20 kids. During the club, we meet and have a quick snack. Then we go outside, and do a warm-up, which is usually stretching, and then we start running. The kids who want to run stay with Mrs. Cohen, and the walking kids stay with Mrs. Byrnes. At the end of our running and walking activity, we then play games such as; Zombie Tag, Relay races, elbow tag, etc. Then, once everyone’s done, we go back inside, pack up our stuff, then its time to go home. This is a wonderful club and a great way to stay healthy!

A special note from Mrs. Byrnes and Mrs. Cohen:

Congratulations to all “Fit in the Middle” Health Club members who set healthy goals for themselves this year and especially those who participated in the 5k race last week.

Everyone set their own goals, such as a mile, 1 1/2 miles, or a 5K(3.1 miles). Everyone met or exceeded their goal in the race.

On Thursday, December 5, during the last “Fit in the Middle” meeting, 21 health club members completed the 5K distance which is just over 3 miles, and 4 students completed 1.5 mile, which is the modified cross-country distance.

We are proud of everyone in the club for spending time after school exercising to stay healthy!

Everyone set personal goals to keep their body and mind healthy by walking or running each week.

Top 5 finishers in the race for the boys were:

Michael Tompkins (23:24), Nicholas De Giorgio (24:35), David Ordoñez (25:30), Garrett Leitman (26:42), and Denva Hamilton (33:25)

Top 5 finishers in the race for the girls were:


Lindsey Cohen (26:42), Arianna Stockinger (31:27), Angelica Ordoñez (34:19), Kyrie Ferraro (35:01), and Ivy Clark (35:06)



PV Cereal Drive

By Vasilisa Ioukhnovets, Grade 5

The Cereal Drive at PVMS is from Dec. 2nd – 18th. When you donate a box of cereal, you get a ticket for a raffle that will be giving away a \$15 iTunes gift card. The donations go to the P.V. Food Pantry. The Food Pantry donates food to families who cannot afford a meal. The students bring the cereal boxes into the middle school library during their home base. So far, there are a lot of cereal boxes lining the shelves! So, please donate to this worthy cause!



MAN ON THE ROOF!!!

By Kayla Brundage, Grade 5

One day, someone in the Children Center kicked a soccer ball onto the roof, so...Mr. Coleman, my teacher, climbed out the window onto the roof of the Middle School and walked over to the ball and picked it up. Then do you want to know what Mr. Coleman did?

HE BROUGHT IT BACK TO THE CLASSROOM!

So, if you ever see a man on the roof at PVMS, it’s probably not Santa Claus, it might be my teacher. (So please don’t freak out!)



Fun, Fun, Funny!!!



Science

J I S J T T N A I G R E P U S
 T U S S X A S V P L D O N B S
 G Q P G Y U A O E I B T R Q B
 H T J I N S M N O I L U U S L
 Y F E A T E T R W L U L T T Q
 D M R N R E E E N D E P A A W
 H U O C A T R P M W F N S R P
 Y O U N S L J U N I V E R S E
 B R L A O B P S I M H P C Z C
 Y D M E L R F R A W D T S U Y
 G A L A X Y T R D T I U R K B
 N S C T Q D S S U E N N U A A
 U K R O E T E M A E R E F O E
 S X U N O O M P V S O L A R N
 Q Q F P Y S H Q G T O Z Y S V

ASTEROID
 BLUE
 GALAXY
 MARS
 MOON
 PLUTO
 SOLAR
 SUPERGIANT
 UNIVERSE

ASTRONOMY
 DWARF
 HOLE
 MERCURY
 NEPTUNE
 RED
 STARS
 SUPERNOVA
 URANUS

BLACK
 EARTH
 JUPITER
 METEOR
 PLANET
 SATURN
 SUN
 SYSTEM
 VENUS

An interactive Winter Word Search
[Just Click Here!](#)




Like jigsaw puzzles? Try your skills on this one!!!
[Just Click Here!](#)



The Creative Corner



Please enjoy art work from Mrs. Racanelli's Art Classes





Please enjoy some creative writing from some of our Newspaper Club members!!

The Christmas Miracle
(A Holiday Story)

By Angela Meister and Kayla Brundage, Grade 5

There once was a girl that was living in an orphanage; her name was Luna. She was always forgotten. Every time the kids were served food, Luna would always get forgotten and would only get a few crumbs that were left.

One day everything changed! She was the first to get served dinner and she gobbled up everything on her plate! On Christmas day, there was a woman who came to adopt a child. The woman picked Luna, she was so very happy to be able to start a new life with parents that loved her!



Winter

By Vasilisa Ioukhnovets, Grade 5

Winter is finally here!
With snow,
Wind
and Cheer!
The flurries are here!
Whiteness is everywhere!

*Stay tuned for the next edition of
the **Tiger Times** coming this Spring!*

